
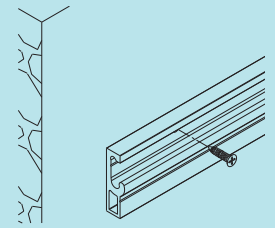


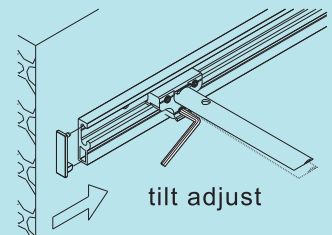
Floating Shelf Supports



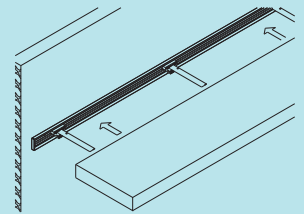
step 1



step 2

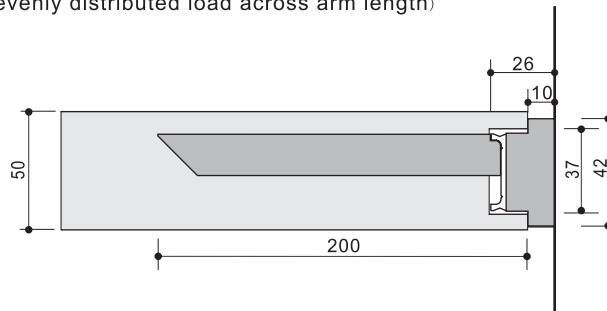
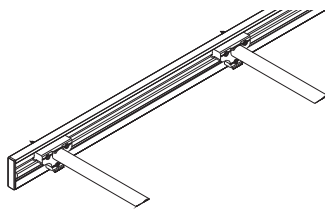


step 3



Application Specs And Features:

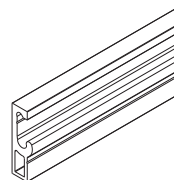
- shelf thickness: 50mm Recommended
- shelf depth: 250-300mm Recommended.
- Load capacity: 12.5Kg/Arm (evenly distributed load across arm length)



Track

aluminium, clear, anodised

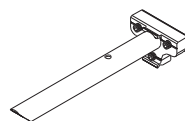
Cat No.	Length (mm)
8160.38.042	2500*



Arm Block

Zinc alloy: nickel plated; Stainless steel, matt brush.

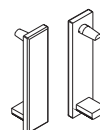
Cat No.	Unit
8160.37.190	pcs



Track End Cap

Zinc alloy: chrome-plated, matt.

Cat No.	Unit
8160.43.001	pair



Dimensional Data not binding.
We reserve the right to alter specifications without notice.

* Usable length 2430~2470mm